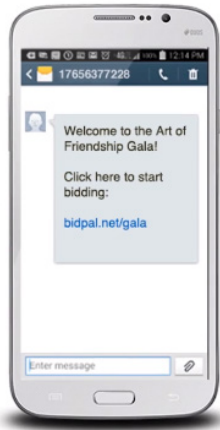
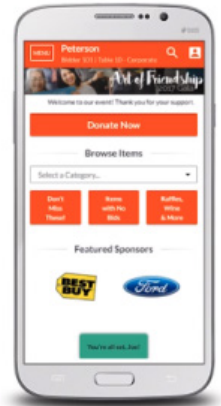


BidPal Mobile Bidding Guide



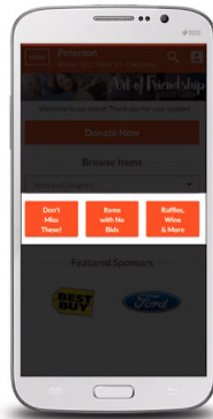
You'll receive a text message with a link to start bidding.

The **home screen** offers several ways to search for auction items and update your profile.

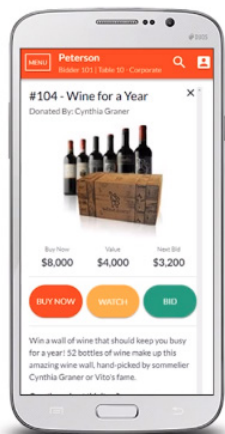
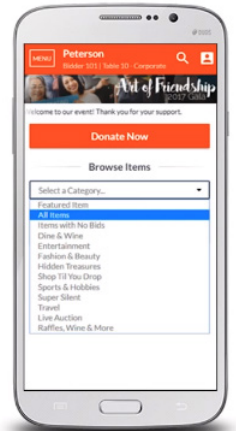


The buttons highlight special groups of items.

Items with No Bids has some great deals to discover!

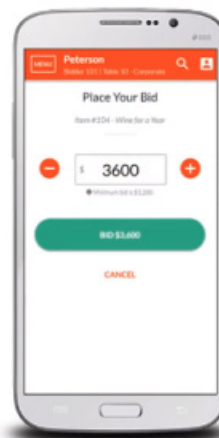


The **Select a Category** drop down shows all items, featured items, silent auction categories, items with no bids, live auction & fixed price items.



Placing a Bid is easy!

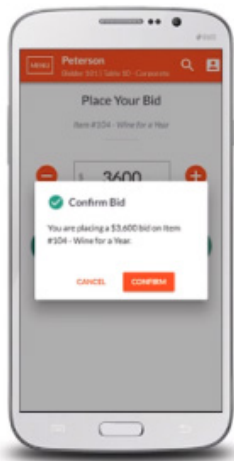
When viewing an item you can place a Bid or Buy Now.



Placing a Bid is easy!

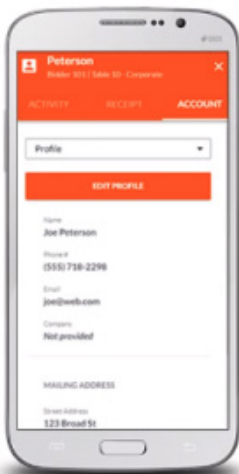
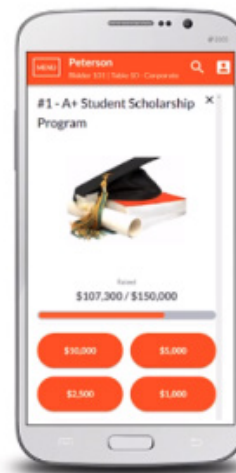
When viewing an item you can place a Bid or Buy Now.

Confirm your bid and set a **Max Bid** to allow the system to automatically place bids on your behalf up to your Max Bid amount.



Donate to the organization through the donation button at the top.

Easily choose the amount you wish to give.

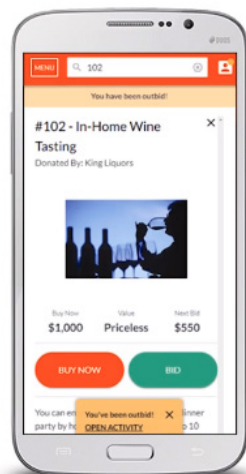
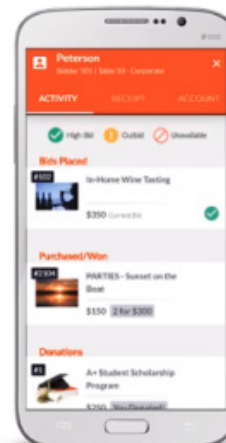


Your Profile icon gives you access to your activity, receipt, contact info and credit card.

Access your Activity from the Menu or Profile icon to see items you've bid on, won or are watching.

Keep an eye on the color-coded icons indicating your current bidding status.

- You are the current high bidder
- You have been outbid
- The item is no longer available for bidding



Outbid alerts and texts let you know when to jump back in and bid!

At the end of the silent auction, check **Your Activity** to see what you've won!

