

# Date

## Subtheme

**Start Time:** Choose a start time.

**End Time:** Choose an end time.

### Curriculum Area:

*Conceptual Knowledge-  
Literacy*

*Conceptual Knowledge-  
Literacy*

### Materials:

- adapted book
- visuals
- laundry detergent
- laundry basket
- 3 bins to sort laundry
- clothes to sort
- adapted pourer
- folding board
- t-shirts

### Objective(s):

- Students will identify vocabulary that corresponds to the laundry sequence.
- Students will use objects, picture symbols, photographs and printed words to identify vocabulary related to laundry.

### Introduction:

- Teacher will briefly review the adapted text about laundry with students.
- Teacher will review the lesson vocabulary when reading story (**washer, dryer, laundromat, clean, sort, load, detergent, basket, fold and dirty**).

### Body:

- Teacher will divide students into five groups of two. Students will rotate through the different groups where they practice using the vocabulary word in context. Students will spend 2-4 minutes at each group depending on time.
  1. H4 changing room
    - label **washer & dryer**
    - practice **loading** clothes into washer and then moving to dryer
  2. **sort** clothes into three groups : darks, whites, colors
  3. sort pictures of clothes into two groups : **clean** or **dirty**
  4. practice **folding** a shirt using a folding board and putting in a laundry **basket**
  5. practice pouring **detergent** into cap and then pouring into another container
    - use adapted pourer

### Closing:

- Review the different stations they visited and will comment on what they did at each station.
- Check for understanding by holding up different laundry vocab words and have students label/identify them.
- Tell students they are preparing for a CBI to a nearby laundromat next week and will be practice completing different steps of the laundry sequence before the CBI.

### Accommodations:

Visuals

Communication systems

Objects

Adapted text

Differentiated materials

Leveled prompting  
Switch adapted equipment

**Multiple Intelligences:**

☒ Linguistic

☒ Visual-Spatial

☐ Intrapersonal

☒ Bodily Kinesthetic

☐ Musical

☐ Naturalist

☒ Logical-Mathematical

☒ Interpersonal

**Common Core Standards (<http://www.corestandards.org/read-the-standards/>) :**

CCSS.ELA-LITERACY.L.9-10.1

CCSS.ELA-LITERACY.L.9-10.3

CCSS.ELA-LITERACY.L.9-10.4

CCSS.ELA-LITERACY.L.9-10.6

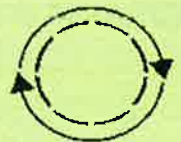
**LCCE Competencies (Link to LCCE Competencies):**

[Link \(lead appropriately to\) CCCE competencies. Click on the link above to view competencies.](#)

# Laundry



Turn



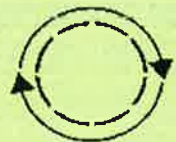


**Doing laundry is easy.**

Go Back



Turn





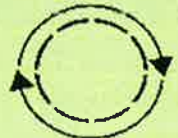


Some people have washers and dryers at home to keep their clothes clean.

Go Back



Turn



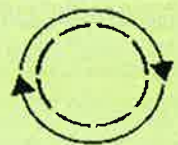


Other people go to a  
laundromat to wash  
and dry their clothes.

Go Back



Turn





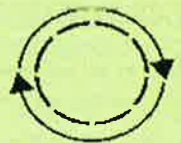


First, sort your laundry  
into three piles; darks,  
colors, and whites.

Go Back



Turn



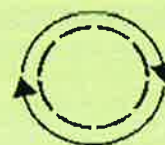


**Only wash one group  
at a time or you could  
make them dirty and  
ruin your clothes.**

**Go Back**



**Turn**





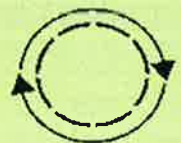


**Load clothes into the  
washing machine.**

Go Back



Turn



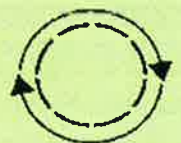



Put in detergent.

Go Back



Turn



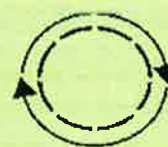


Clothes the lid and  
start the washer.

Go Back



Turn





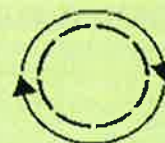


When they are  
finished, move them to  
the dryer.

Go Back



Turn





Once your clothes are dry you can fold them and put them away.

Go Back



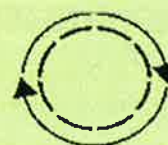
FOLD



fold



Turn





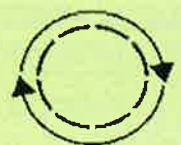


**If you are not sure  
what to do, you can  
ask an adult for help.**

**Go Back**



**Turn**





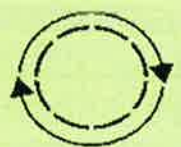


**Doing laundry is easy.**

Go Back



Turn





Go Back



**washer**

**dryer**

**laundromat**

**clean**

**sort clothes**



**load**

**detergent**

**basket**


**fold**

**dirty**

washer




dryer



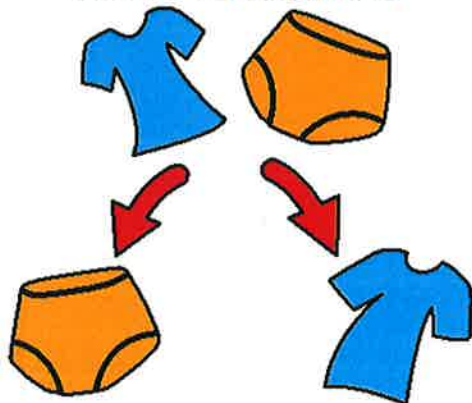
laundromat



clean



sort clothes



load



detergent




basket



fold




dirty





Print, cut out, and use for clean/dirty sort.

dirty



clean

