

# Date

## Subtheme

**Start Time:** Choose a start time.  
**End Time:** Choose an end time.

**Curriculum Area:**  
Functional Social Studies

**Materials:**

- MLK adapted story
- paint
- paint brushes
- Two Hands poem
- printed/laminated chart
- visuals

### Objective(s):

Students will identify key people and events that were important in shaping Washington, DC.  
Students will identify key leaders in the struggle to extend equal rights to all Americans regardless of race.  
Students will classify and sort objects into given categories.

### Introduction:

- Teacher will review that February is Black History Month.
- "We've been talking about Martin Luther King and all that he did for the Civil Rights movement."
- Reference, read or briefly review MLK adapted story.
- "Today we are going to read a poem about MLK and then talk about ways we can celebrate Black History Month and MLK by spreading good and kindness."

### Body:

- Teacher will read/have students read the poem aloud.
  - Listen to song by Jack Johnson
  - <https://www.youtube.com/watch?v=mRjDBd6tBBY>
- Have students paint their hands and stamp on poem paper.
  - students who have composition goals should practice copying the poem.
- Clean up.
- Show students the graph and explain that they will be sorting the different scenarios between **good** things to do and **not good** things you can do with your hands.

### Closing:

- Teacher will review the different things in each column.
  - Count totals. Talk about which column has more, less, etc.
- "Martin Luther King did many good things with his own two hands. This month especially but all months we should always be 'doing good' and spreading kindness to others."

### Accommodations:

Objects  
Picture supports  
Visual directions  
Adapted text  
Leveled prompting  
Communication system  
Differentiated material

**Multiple Intelligences:**☒ Linguistic☒ Visual-Spatial☒ Intrapersonal☒ Bodily Kinesthetic☒ Musical☐ Naturalist☒ Logical-Mathematical☒ Interpersonal**Common Core Standards (<http://www.corestandards.org/read-the-standards/>) :****LCCE Competencies ([Link to LCCE Competencies](#)):**

Link lesson appropriately to LCCE competencies. Click on the link above to view competencies.

How can you spread good with  
your own two hands?



not



good




not



Martin Luther King



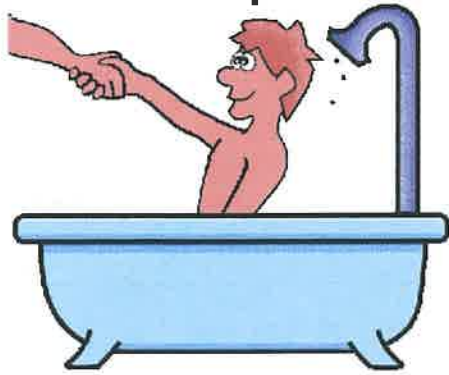
**Name** \_\_\_\_\_



**What are some ways you can  
celebrate Martin Luther King Jr.?**

_____
_____
_____
_____
_____

help



be kind



tell the truth



open door for  
someone



steal



share




take care of




hurt



mean



hit others



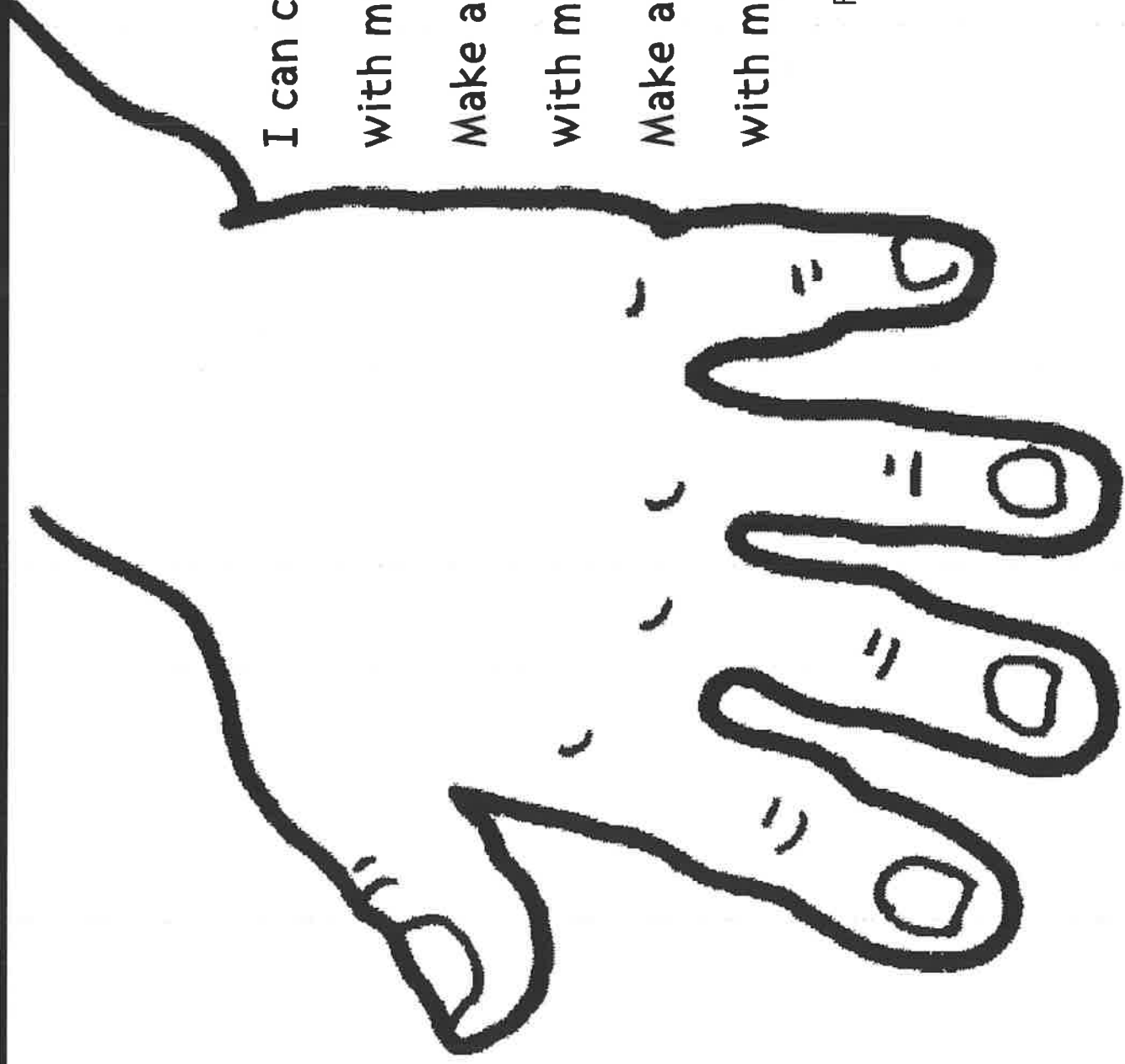
lie



cheat







I can change the world  
with my own two hands,  
Make a better place  
with my own two hands,  
Make a kinder place  
with my own two hands.


From "My Own Two Hands"

Martin Luther King Jr Day  
©New Creation Preschool  
[www.preschool-daze.com](http://www.preschool-daze.com)

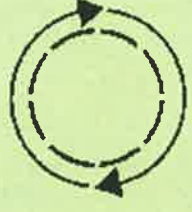
# Martin Luther King Jr.

**Martin  
Luther  
King, Jr.**

by Marion Dane Bauer  
illustrated by Jamie Smith



Turn





**Today, people of all races will  
celebrate Martin Luther King  
Jr. Day.**


Go Back



Turn





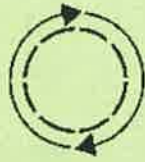


**When Martin was young, he  
couldn't go to the same  
school as white children.**


Go Back




Turn



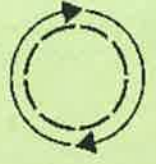





He and other black people,  
couldn't do a lot of the things  
white people did.



## Turn





Go Back



His mother told him that he  
was as good as anyone else.

Turn







Go Back



**Young Martin believed her.  
When he grew up he taught  
that message to everyone.**

Turn





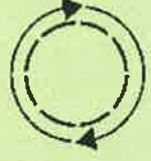


**Martin said, "You are just  
as good as anyone else."  
People believed him.**

Go Back



Turn





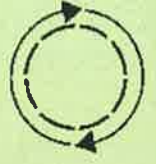


**Martin's message spread  
quickly.**

Go Back



Turn





**African Americans refused to  
ride buses that made them sit  
in the back.**


Go Back



Turn





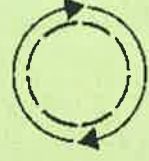


**They walked into schools to  
prove they had the right to  
learn.**

Go Back



Turn






**They even changed laws in  
the United States because of  
Martin's message.**

Go Back



Turn







**Today, children of all races  
learn together at schools.**


Go Back



Turn





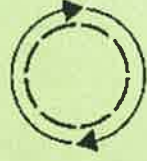


**Because of Martin Luther King Jr., children now walk together as brothers and sisters.**

Go Back



Turn



how



you



help

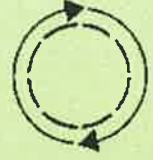


Go Back



**How can you help spread  
Martin's message?**

Turn







**Directions:** Have students paint their hands and make two hand prints on the page with the poem. Before stamping, have students write their name on the paper. Have students with writing/copying goals copy the poem. See example below.



**I can change the world  
with my own two hands,  
Make a better place  
with my own two hands,  
Make a kinder place  
with my own two hands.**

