

# Date

## Subtheme

**Start Time:** Choose a start time.

**End Time:** Choose an end time.

**Curriculum Area:**

Choose a curriculum area.

Choose a curriculum area.

**Materials:**

- Community Helpers book
- Props (police badge, surgical masks, firefighter helmet, apron and hat, safety vest)
- Tap It or touch TV

**Objective(s):**

Students will be able to identify community members who help us maintain our health and safety. They will identify different articles of clothing that are unique to that community member.

**Introduction:**

- Students will review the adapted story about community members
- Review that these people **help** the community

**Body:**

- Using a touch TV or the Tap-It, students will match the community member to the environment they work in.
  - After a correct choice is made, teacher expands on the place. "Good job. A firefighter works at a fire house. A teacher works in a school."
  - Teacher asks comprehension questions. \*IEP GOALS
- Talk about what each of the **different** members wear (e.g. mailman carries bag of mail, police officers wear a badge, metro workers wear a bright yellow vest, etc.)
  - Let students try on different dramatic play props as they talk about each community helper

**Closing:**

- Teacher will review the different community members and **where** they work
- Talk about strangers how these adults are **safe** strangers

**Accommodations:**

List tools or strategies put into place to support students (universal classroom design and student specific accommodations).

Examples: Seating, schedules, assistive technology, visual directions, picture supports, and communication systems (how to use them in this activity)

**Multiple Intelligences:**

☒ Linguistic

☒ Bodily Kinesthetic

☐ Logical-Mathematical

☒ Visual-Spatial

☐ Musical

☒ Interpersonal

☒ Intrapersonal

☐ Naturalist

**Common Core Standards (<http://www.corestandards.org/read-the-standards/>) :**

CCSS.ELA-LITERACY.RF.3.4

CCSS.ELA-LITERACY.SL.3.1.C

CCSS.ELA-LITERACY.L.3.5.B

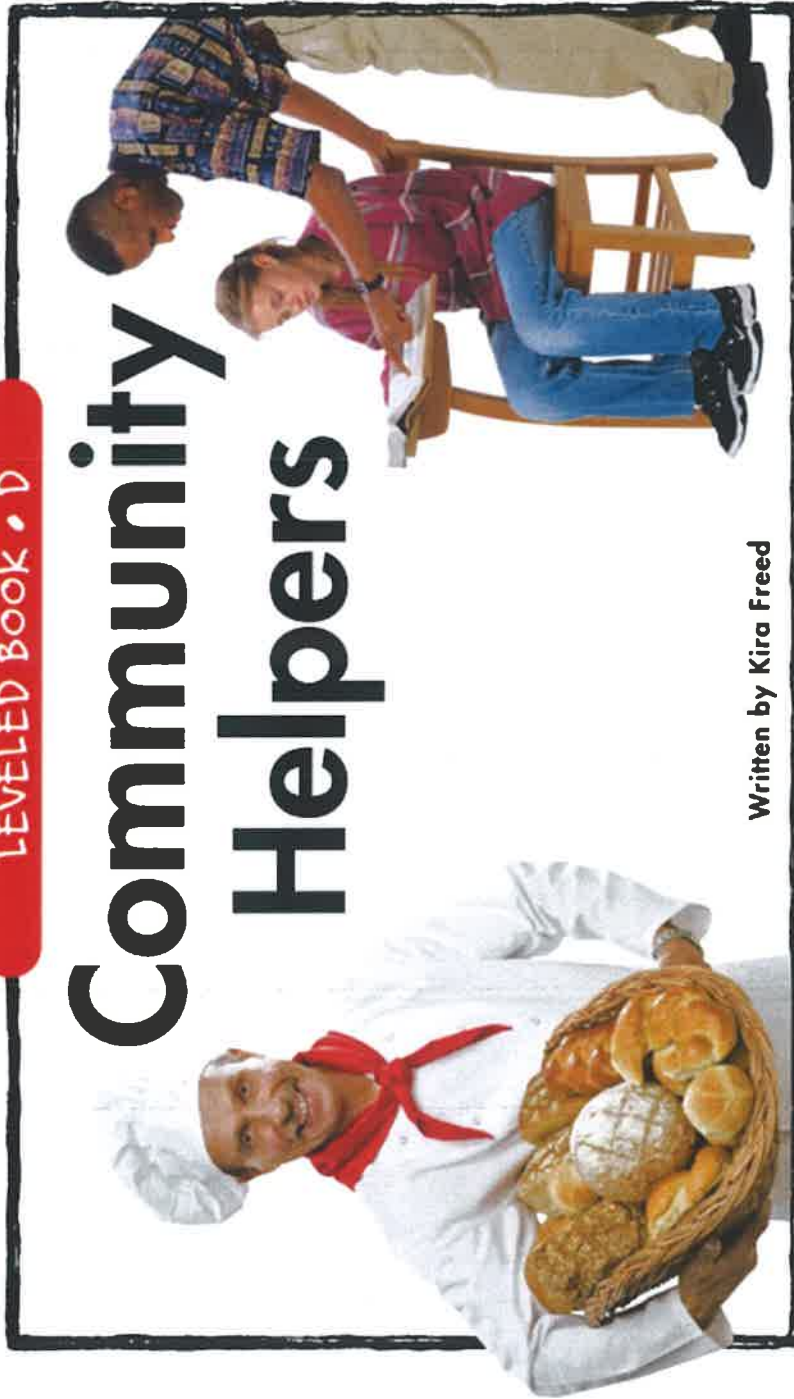
**LCCE Competencies (Link to LCCE Competencies):**

LEVELED BOOK • D

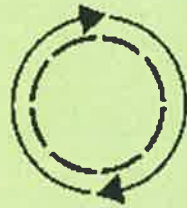
# Community Helpers

Written by Kira Freed

[www.readinga-z.com](http://www.readinga-z.com)



Turn



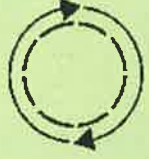


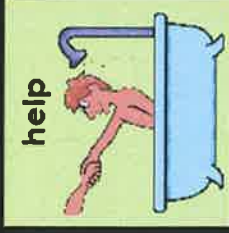
**Who are the helpers in our  
community? Let's meet some  
of them.**

Go Back

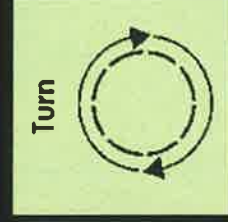


Turn



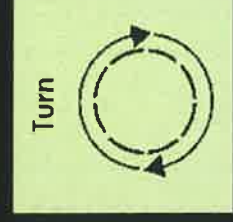
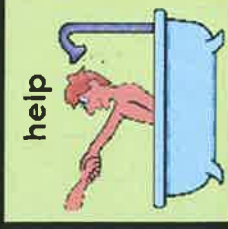


This is a police officer. She is  
an important helper. She lives  
in our community.






**This is a construction worker.  
He is an important helper. He  
lives in our community.**





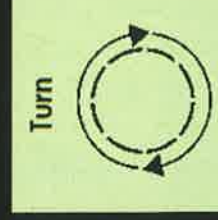


**This is a doctor. She is an  
important helper. She lives in  
our community.**






**This is a teacher. She is an  
important helper. She lives in  
our community.**





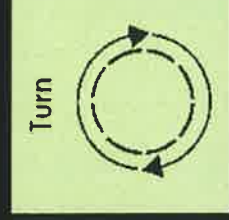


**This is a postman. He is an  
important helper. He lives in  
our community.**






**This is a firefighter. He is an  
important helper. He lives in  
our community.**



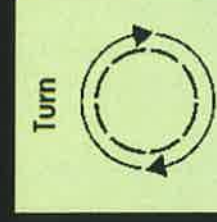


**This is a baker. He is an  
important helper. He lives in  
our community.**





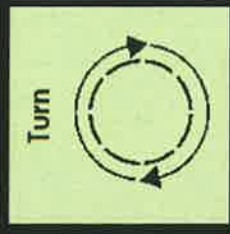
**This is a dentist. She is an  
important helper. She lives in  
our community.**







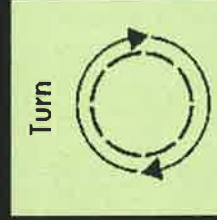
**This is a metro employee. He is  
an important helper. He lives  
in our community.**







This is a service dog. She is an important helper, too.





LEVELED BOOK • D

# Community Helpers



Written by Kira Freed

[www.readinga-z.com](http://www.readinga-z.com)

## Community Helpers

*A Reading A-Z Level D Leveled Book • Word Count: 108*



Reading a-z

Visit [www.readinga-z.com](http://www.readinga-z.com) for thousands of books and materials.

# Community Helpers



Written by Kira Freed

[www.readinga-z.com](http://www.readinga-z.com)

Correlation	
LEVEL D	Fountas & Pinnell
5-6	Reading Recovery
6	DRA

Community Helpers  
Level D leveled Book  
© Learning A-Z  
Written by Kira Freed  
All rights reserved.  
[www.readinga-z.com](http://www.readinga-z.com)

**Photo Credits:**  
Front cover (right), title page (right), page 7: © Brand X Pictures; page 8: © Photodisc; front cover (left), page 9: © iStockphoto.com/  
Izabela Habur; back cover, page 10: © iStockphoto.com/Terry J. Alcorn; title page (left), pages 3 (right), 4, 6: © Photodisc/Getty Images;  
pages 3 (left), 5: © Glyn Jones/Corbis





Who are the helpers  
in our community?  
Let's meet some of them.

Community Helpers • Level D


3



This is a  
police officer.  
She is an important helper.  
She lives in our community.

4





This is a  
construction worker.  
He is an important helper.  
He lives in our community.

Community Helpers • Level D

5

This is a doctor.  
She is an important helper.  
She lives in our community.

9





This is a teacher.  
He is an important helper.  
He lives in our community.

Community Helpers • Level D

7

This is a firefighter.  
He is an important helper.  
He lives in our community.

8





This is a baker.  
He is an important helper.  
He lives in our community.

Community Helpers • Level D

9



This is a service dog.  
She is an  
important helper, too.

10