

Date

Subtheme

Start Time: Choose a start time.
End Time: Choose an end time.

Curriculum Area:
*Conceptual knowledge-
Literacy*
Conceptual Knowledge-
Literacy

Materials:

- letter template
- letter directions
- "It Came in the Mail" adapted book
- mailbox
- markers/crayons/etc.
- stamps
- envelopes

Objective(s):

Students will write and address personal information on an envelope.

Introduction:

- Teacher will review the previously read story "It Came in the Mail" with students while focusing on these core words:
- Teacher tells students that when they visit the Postal Museum on an upcoming CBI, they will be writing their own letters to send in the mail. Before we do that, we have to practice addressing envelopes with our name and address so the mailman knows where to take the mail.

Body:

- Teacher/TA passes out materials while the other reviews the directions for the activity.
 1. write name
 2. write address
 3. put in mailbox
- Differentiation
 1. [redacted] – identifying name from a field of one (bold block uppercase letters)
 2. [redacted] – identifying name from a field of two, identifying address from a field of one
 3. [redacted] – writing name and copying address from a model

Closing:

- Once students finish addressing their letters, have them take turns putting their letters into the mailbox.
- Review directions and check off as you go.
- "Tomorrow we will work on putting the steps in order to mail a letter. We have so much to do before our trip to the Postal Museum!"

Accommodations:

- adapted directions
- visuals
- communication devices
- token boards / behavior plans

Multiple Intelligences:

Linguistic

Bodily Kinesthetic

Logical-Mathematical

Visual-Spatial

Musical

Interpersonal

Intrapersonal

Naturalist

Common Core Standards (<http://www.corestandards.org/read-the-standards/>) :

CCSS.ELA-LITERACY.W.4.4

CCSS.ELA-LITERACY.W.4.5

CCSS.ELA-LITERACY.W.4.10


name



Name



address





Hello,

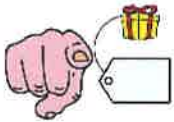


I like to

with you.



Thank you for being



Your friend,

Name 

play



sing



run



read



laugh



friendly



funny



fun




nice



kind



Mailing a Letter



1



write



name

2



write



address

3



Put



in



mailbox