

Date

Subtheme

Start Time: Choose a start time.

End Time: Choose an end time.

Curriculum Area:

*Conceptual Knowledge-
Numeracy*

*Conceptual Knowledge-
Numeracy*

Materials:

- firehouse playset
- adapted mini schedule
- turn taking visuals

Objective(s):

Students will use a picture schedule to manage daily activities.

Students will demonstrate understanding of positional concepts (e.g. over, under, in, out, etc.).

Students will engage in group play and other social interactions with peers.

Students will take turns and share with others.

Students will explore and play with toys in the classroom environment.

Introduction:

*complete in small groups (1-2 students)

- present students with two choices of what they want to play with
- if they choose the firehouse playset, follow adapted directions to complete structured play activity

Body:

- review preposition mini schedule with students
- "We are going to take turns playing."
- Have students decide who is going first → use turn taking visuals
- put fireman in fire truck and have student make him "do" all the prepositions on the schedule
- ***model as needed**
- ***reference schedule**
 - make him fly **over** the firehouse
 - open the firehouse doors and make him go **in**
 - try to put him **under** the firehouse → "That's silly. He doesn't belong there."
 - put him on **top** of the firehouse
 - all done
- repeat with other student

Closing:

- "You guys did a great job playing firehouse!"
- "You made the fireman do so much!"
- Give each student a fireman or firetruck and have them reenact the different positions the fireman went to.
- "Next time we are going to make the fireman do other actions!"
- Have students clean up structured play activity.

Accommodations:

Objects

Picture supports

Visual directions

Leveled prompting

Communication system

Differentiated material

Multiple Intelligences:

Linguistic

Bodily Kinesthetic

Logical-Mathematical

Visual-Spatial

Musical

Interpersonal

Intrapersonal

Naturalist

Common Core Standards (<http://www.corestandards.org/read-the-standards/>) :
CCSS.MATH.CONTENT.K.G.A.1

LCCE Competencies (Link to LCCE Competencies):

Link lesson appropriately to LCCE competencies. Click on the link above to view competencies.

Directions

1. Get fireman.
2. Put in fire truck.
3. Drive around firehouse 3 time.
4. Put fire truck in firehouse.
5. All done.

Firehouse

fireman



fire truck



drive



firehouse



**Make the
fireman go...**

- 1. over the
firehouse**
- 2. in the firehouse**
- 3. under the
firehouse**
- 4. on top of the
firehouse**
- 5. All done.**

Make the  **go**

over



in



under



top



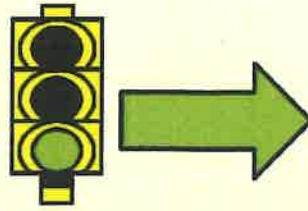
fireman



firehouse



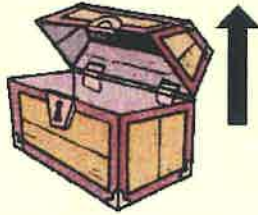
go



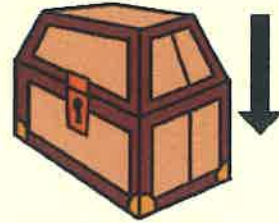
fire truck



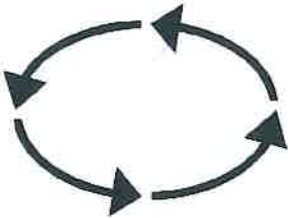
open




close



again



all done



fire



fast



slow




***cut out and glue together.**

my turn




flip when finished

your turn



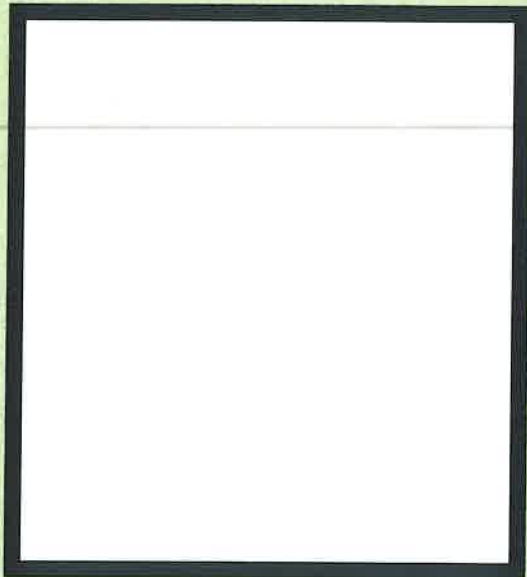
flip when finished

your turn



flip when finished

my turn



flip when finished

Name

Name

*** velcro familypics**