

Date

Subtheme

Start Time: Choose a start time.

End Time: Choose an end time.

Curriculum Area:

*Conceptual Knowledge-
Literacy*

*Conceptual Knowledge-
Literacy*

Materials:

- Brown Bear **big** book
- brown bear visuals / icons
- Brown Bear Brown Bear book
- brown bear magnetic story pieces

Objective(s):

Students will use illustrations in an adapted story to describe the characters, settings, or events.

Introduction:

- Tap the table
- introduce book – Brown Bear
- Review core vocabulary: you, see & read.

Body:

- Read story with students.
- Create "who" poster.
- Use magnetic animal props as you use identify different characters from the story.

Closing:

- Review "who" poster with students.
- Tell students that tomorrow we will be creating our "what" poster.

Accommodations:

Objects
Picture supports
Adapted text
Leveled prompting
Communication systems

Multiple Intelligences:

- | | | |
|--|--|---|
| <input checked="" type="checkbox"/> Linguistic | <input checked="" type="checkbox"/> Bodily Kinesthetic | <input type="checkbox"/> Logical-Mathematical |
| <input checked="" type="checkbox"/> Visual-Spatial | <input type="checkbox"/> Musical | <input checked="" type="checkbox"/> Interpersonal |
| <input type="checkbox"/> Intrapersonal | <input type="checkbox"/> Naturalist | |

Common Core Standards (<http://www.corestandards.org/read-the-standards/>) :


[CCSS.ELA-LITERACY.RL.K.7](#)
[CCSS.ELA-LITERACY.RL.K.10](#)
[CCSS.ELA-LITERACY.SL.K.1](#)
[CCSS.ELA-LITERACY.SL.K.4](#)

LCCE Competencies ([Link to LCCE Competencies](#)):

Link lesson appropriately to LCCE competencies. Click on the link above to view competencies.

You can access "Brown Bear"
on YouTube.








Bill Martin Jr / Eric Carle




Our AAC Words

Who?

who



What happened?




Blank white rectangular area for writing.

Blank white rectangular area for writing.

Blank white rectangular area for writing.

Story Map




Our Letter: A

Our Letter: B

What's your name?



**What's your
favorite color?**

A large, empty white rectangular box with a thin black border, intended for a person to write their favorite color. The box is positioned below the question and occupies most of the lower half of the page.